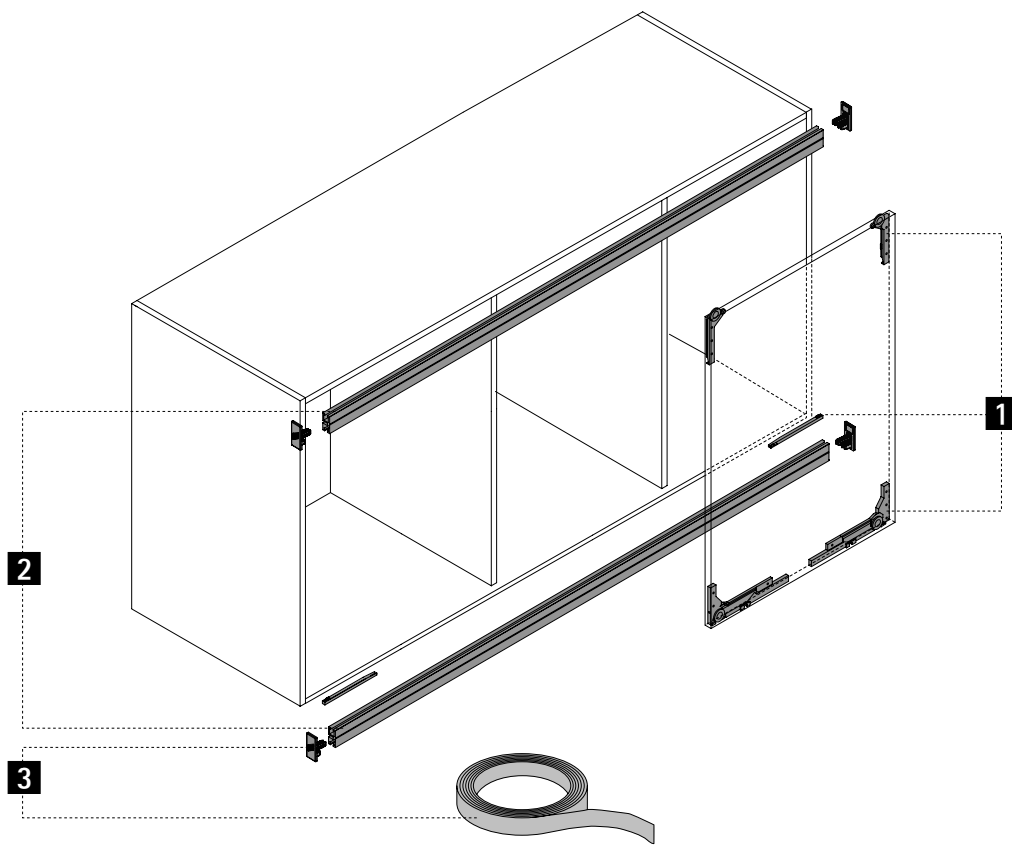


Sliding door system for overlay door position

- ▶ SlideLine M overlay / bottom running
- ▶ System components


System summary




1 Runner and guide components



2 Profiles



3 Coloured sets





Sliding door system for overlay door position

- ▶ SlideLine M, 1-track / bottom running
- ▶ System components

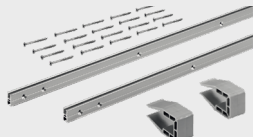
1 Runner and guide components

- ▶ Set contains all the components required for 1 sliding door with wooden
- ▶ Suitable self tapping screws must be used for installation on the aluminium frame

Illustration	Silent system	Max. door weight kg	Min. door width mm	Order no.	PU
	with soft closing, opening and colliding	30	450	9 156 338	1 set
	without	30	300	9 156 339	1 set

2 Profiles

- ▶ Including mounting clips for easy profile installation
- ▶ If long enough, profiles can be cut into two and used as top and bottom profiles
- ▶ Aluminium, silver anodised

Illustration	Number of profiles	Profile height mm	Shelf thickness mm	Length mm	Order no.	PU
	Profile set 2 profiles	16	15, 16	2500	9 209 165	1 set
		18	18, 19	2500	9 209 167	1 set

3 Coloured sets

- ▶ For concealing the runner profiles with a coloured cover
- ▶ Set contains all the components required for concealing 1 runner profile with a coloured cover
- ▶ Note: for each profile set of 2 profiles, please order 2 coloured sets separately

Illustration	Profile height mm	Length mm	Order no. / colour			PU
			silver	black	white	
	16	2500	9 209 232	9 209 269	9 209 272	1 set
	18	2500	9 209 277	9 209 279	9 209 281	1 set

Advice

- ▶ Accessories for sliding door systems 661 – 667
- ▶ Design advice 668 – 670



hettich.com/short/25630e